



OVERVIEW

- ✓ Inox Structure
- ✓ Multi layer insulation
- ✓ Kanthal A1 heating elements
- ✓ Controller with 32 programs and WiFi option
- ✓ S type thermocouple for type H kilns
- ✓ Inox control panel
- ✓ Lid side safety support
- ✓ Easily disassemble for carrying
- ✓ 3 year Warranty
- ✓ Technical Support Department
- ✓ Future expansion with extra ring

Internal Dimensions:

Diameter 40cm X Height 46cm

Volume: 58 Litres

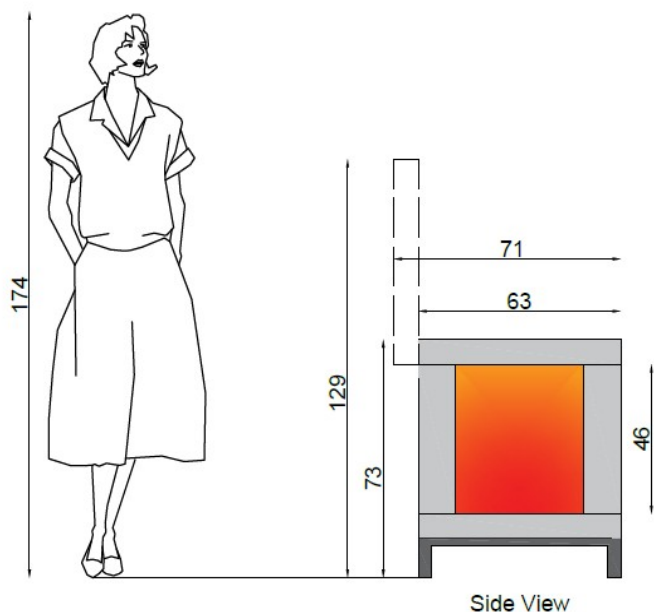
Weight: 80 Kgs

External Dimensions:

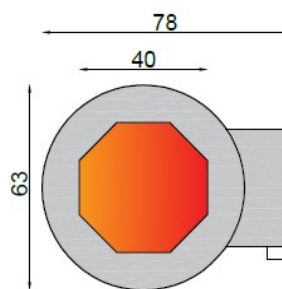
Width 78cm X Length 63cm

Height 73cm (close lid)

129cm (open lid)



Side View



Top View

Click or Scan
Kiln
installation
instructions



Maximum operating temperature:

1200C / 2192F / Cone 5: Model MK60L

1250C / 2282F / Cone 7: Model MK60M

1300C / 2372F / Cone 10: Model MK60H

Please note:

All materials used for kiln construction are suitable for temperatures up to 1350C. Maximum operating temperature is set according to kiln installed power, and temperature control sensor (thermocouple)

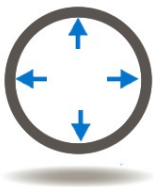
Energy



| Model | Power | Connection | Cable | Fuse | Plug |
|-----------|--------|------------|-------|------|----------------|
| MK60L | 4.5 kW | 1 phase | 3X6 | 25 | 220 1P+N+E 25A |
| | | 3 phases | 5X1.5 | 10 | 220 3P+N+E 10A |
| MK60M & H | 5.5 kW | 1 phase | 3X10 | 35 | 220 1P+N+E 35A |
| | | 3 phases | 5X2.5 | 16 | 220 3P+N+E 16A |

A separate power supply with fuse protection must be installed. We suggest a fixed power connection instead of a plug. In case of a plug connection a residual current protective devices (RCD) must be installed. However, an RCD carrying a tripping current of 0.03 A tend to trip early due to the high humidity of the fired goods. A larger sized RCD can be selected (we suggest 0.3 A) provided that the respective circuit is used only for the kiln.

Capacity



Useful Dimensions:

Diameter: 40cm (polygon)

Height: 43cm

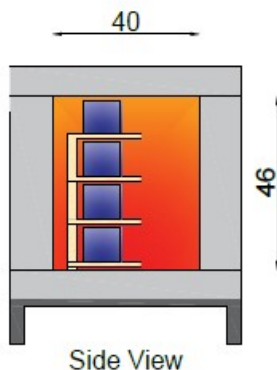
(excluding base shelf and supports)

Suitable kiln furniture:

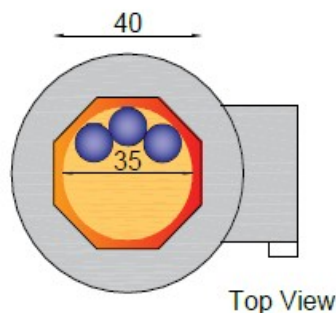
Round and half round shelves

Diameter 35cm

We recommend the use of G71 protective coating, to protect kiln shelves from glazes, fumes etc.



Side View



Top View

Sample dimensions:



Height 9cm



Diameter 10cm



Cup size $\Phi 8.5\text{cm}$



Plate size $\Phi 23.5\text{cm}$



Bowl size $\Phi 35.5\text{cm}$